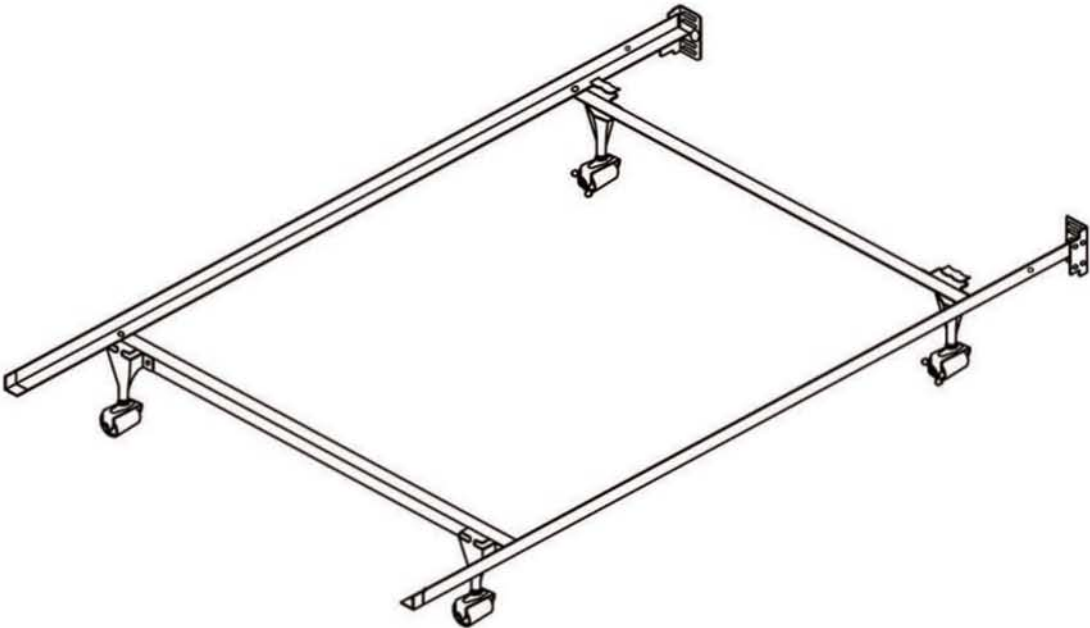


# Assembly Instruction

ITEM NO: B9000



**WARNING:**

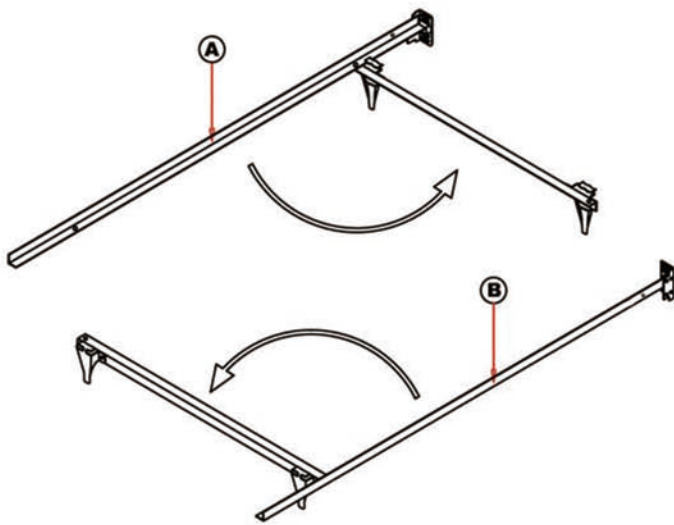
- 1,When assembling this unit,it is recommended that 2 or more adults are involved;
- 2, This package contains small items and plastic bags that should be kept away from children;
- 3,Use soft cloth for cleaning;
- 4, DO NOT TIGHTED ANY SINGLE BOLTS BEFORE THE ITEM IS FULLY ASSEMBLED

Made In China

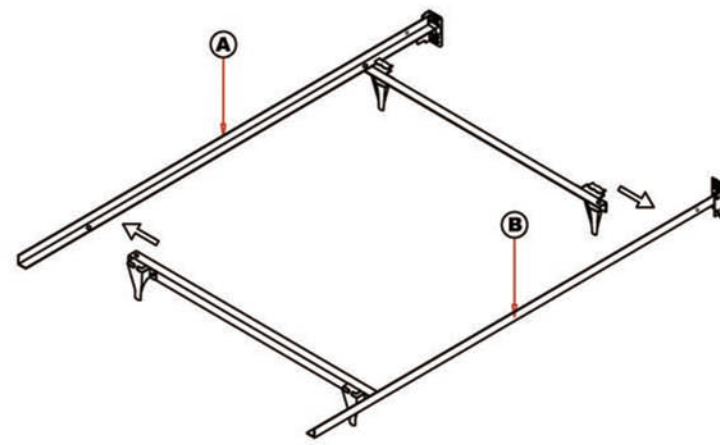
# Parts List

| Parts ID       | Image | Description                      | Qty |
|----------------|-------|----------------------------------|-----|
| A              |       | Side rail with cross bar (left)  | 1   |
| B              |       | Side rail with cross bar (right) | 1   |
| C              |       | Plastic Corner Pad               | 2   |
| D              |       | Wheel Without Brake              | 2   |
| E              |       | Wheel With Brake                 | 2   |
| Hardware Parts |       |                                  |     |
| 1              |       | Bolt                             | 2   |
| 2              |       | Washer                           | 4   |
| 3              |       | Nut                              | 2   |
| 4              |       | Cap                              | 2   |
| 5              |       | Allen key                        | 1   |
| 6              |       | Wrench                           | 1   |

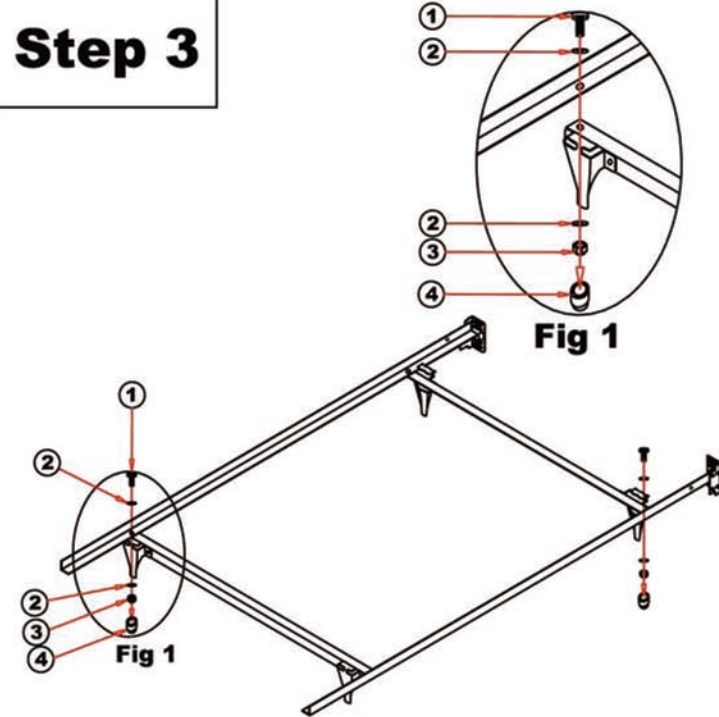
# Step 1



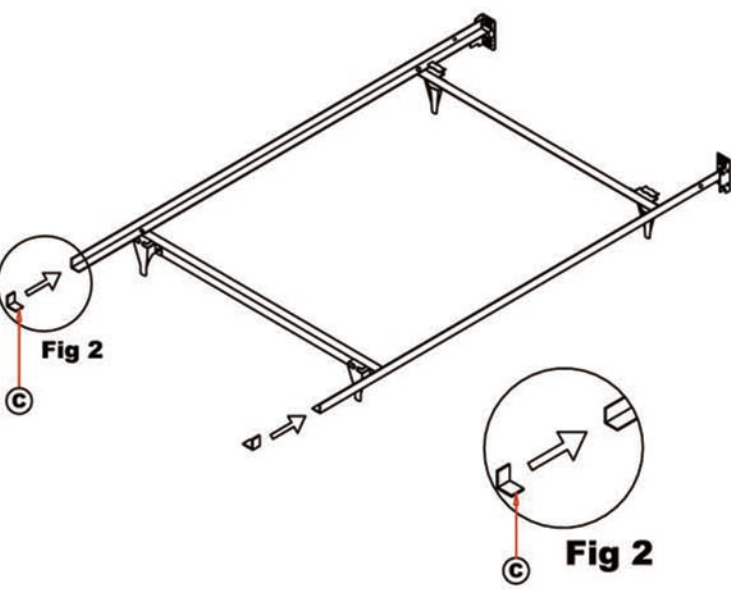
# Step 2



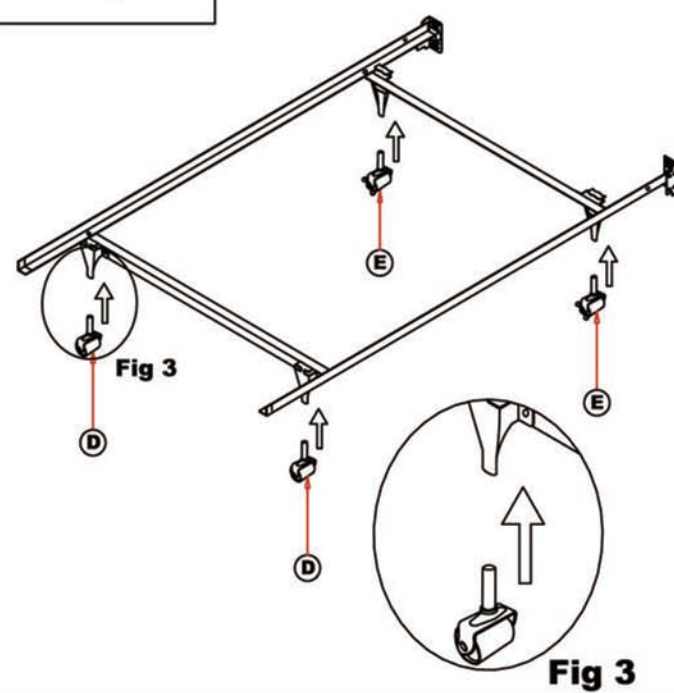
# Step 3



# Step 4



# Step 5



# Finish

