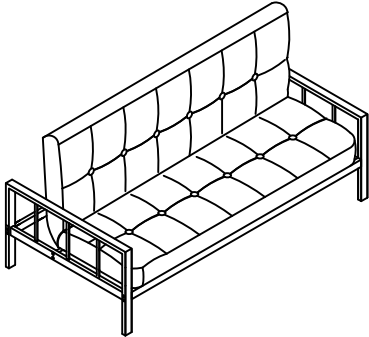

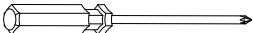





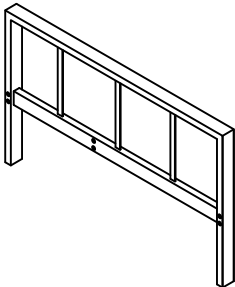
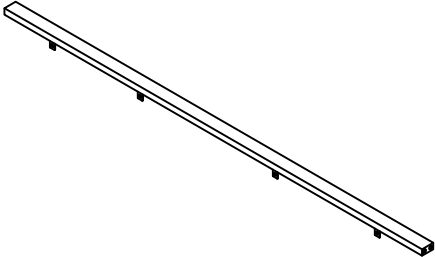
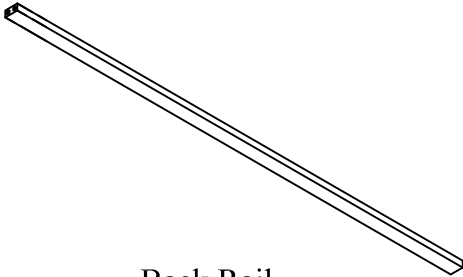
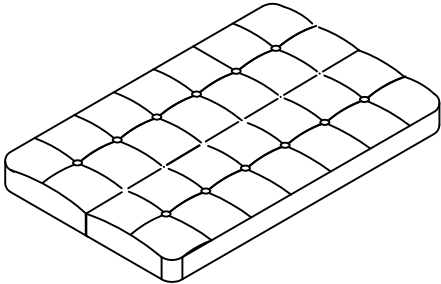
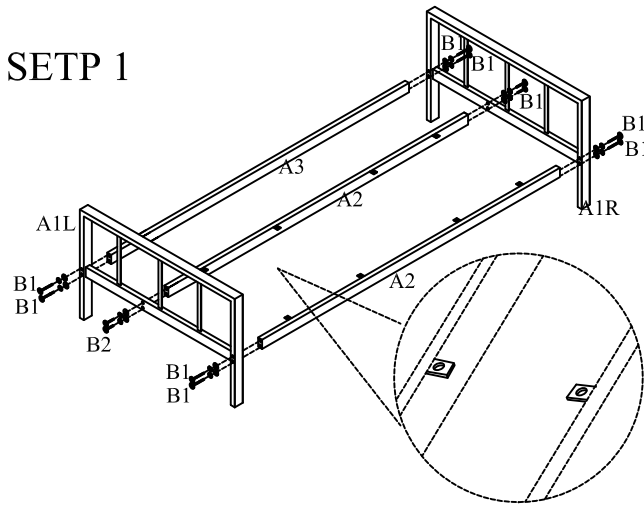


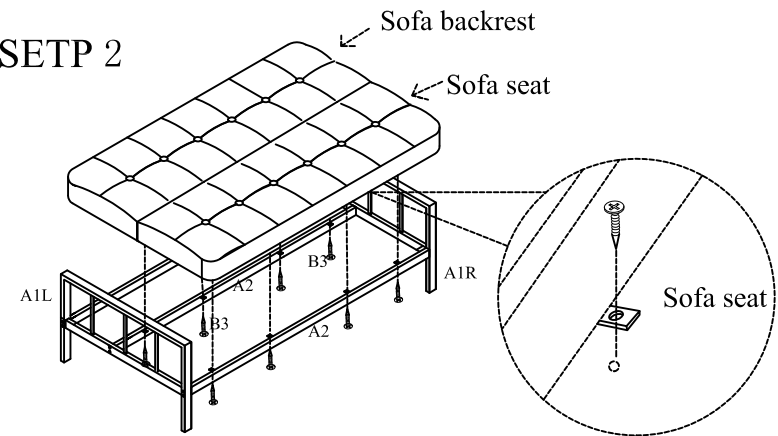
Assembly Instruction	Tools Required	Hardware Provided
<p>Style#6017</p> 	 (Provided) Allen key  Phillips screwdriver Please read instruction before assembly. This unit must assembled by two people.	<div>   B1 8SETS($\frac{1}{4}$"*2.5"L) </div> <div>   B2 4PCS($\frac{1}{4}$"*1.5"L) </div> <div>  B2 8PCS(3mm*1"L) </div>

Furniture Parts			
 <p>Armrest</p> <p>A1(L&R) 2PCS</p>	 <p>Front Rail</p> <p>A2 2PCS</p>	 <p>Back Rail</p> <p>A3 1PCS</p>	 <p>Sofa mattress</p> <p>1PC</p>

SETP 1

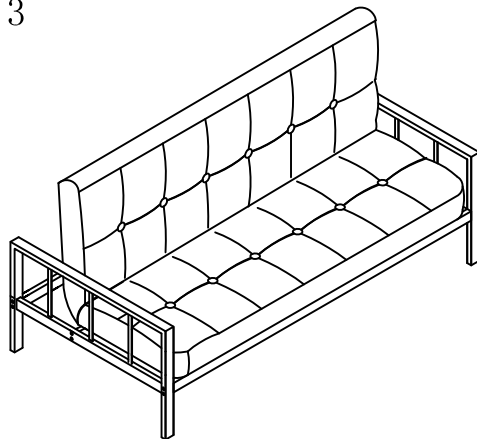


SETP 2



Please put the side of the sofa seat on A2 and screw it with B3, please note that only need to screw the sofa seat and don't screw the sofa backrest.

SETP 3



This sofa have 2 steps, when you adjust the gear then you can Change the height of the sofa backrest. The load weight on the Sofa should never exceed 500LBS.

